

# Rajiv Gandhi University of Health Sciences, Karnataka

III B.D.S Degree Examination – Nov 2021

**Time: Three Hours**

**Max. Marks: 70 Marks**

## **GENERAL SURGERY (RS3)**

Your answers should be specific to the questions asked

Draw neat, labeled diagrams wherever necessary

### **LONG ESSAYS**

**2 x 10 = 20 Marks**

1. Describe pathophysiology of Wound Healing and mention its complications.
2. Describe in brief types of Shock. Elaborate clinical features and management of Septic Shock.

### **SHORT ESSAYS**

**6 x 5 = 30 Marks**

3. Compartment syndrome.
4. Ludwig's Angina.
5. Hypokalemia.
6. Massive Blood transfusion.
7. Partial thickness burns.
8. Dentigerous Cyst.



### **SHORT ANSWERS**

**(10 X 2=20 Marks)**

9. Thyroid storm.
10. Sebaceous Cyst.
11. Xerostomia.
12. Frey's syndrome.
13. Gas gangrene
14. Classify Ulcer.
15. Cancrum oris.
16. ABO system of Blood transfusion
17. Thyroglossal Cyst.
18. Bone Cyst.

# Rajiv Gandhi University of Health Sciences, Karnataka

## III B.D.S Degree Examination – 25 MARCH 2021

Time: Three Hours

Max. Marks: 70 Marks

### GENERAL SURGERY (RS3)

Your answers should be specific to the questions asked

Draw neat, labeled diagrams wherever necessary

#### LONG ESSAYS (2X10=20MARKS)


1. Describe pathophysiology, investigation and management of Tetanus.
2. Classify salivary gland tumours. Describe clinical features, investigations and management of Pleomorphic adenoma.

#### SHORT ESSAYS (6X5=30MARKS)

3. Neck swelling differential diagnosis.
4. Maxillofacial injuries.
5. Carcinoma of gingivobuccal complex.
6. Cleft palate.
7. Ranula.
8. Osteomyelitis of jaw.

#### SHORT ANSWERS (10X2=20MARKS)

9. Diabetic ketoacidosis and its management.
10. Suture materials.
11. DIC.
12. Hypovolaemic shock
13. TNM staging.
14. Local Anaesthesia in surgery.
15. Cancrum oris.
16. Tongue ulcer.
17. Ameloblastoma.
18. Tumour markers.



# Rajiv Gandhi University of Health Sciences, Karnataka

## III B.D.S Degree Examination – 04 FEB 2021

Time: Three Hours

Max. Marks: 70 Marks

### GENERAL SURGERY (RS3)

Your answers should be specific to the questions asked

Draw neat, labeled diagrams wherever necessary

#### LONG ESSAYS (2X10=20MARKS)

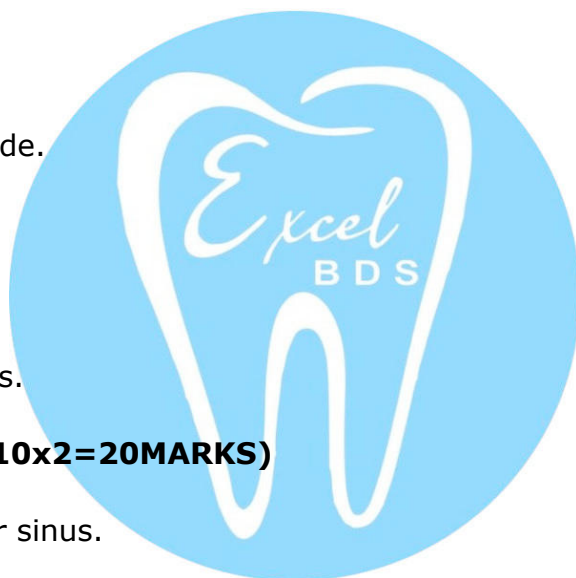
1. Define shock. etiopathology, clinical features and management of SEPTIC SHOCK.
2. Classify Jaw Tumors, Write in detail about odontomes, clinical feature & management.

#### SHORT ESSAYS (6X5=30MARKS)

3. Peritonsillar abscess.
4. Pott's puffy tumour.
5. Stages of T.B. Lymph node.
6. Parotid tumour (MIXED)
7. Classify burns.
8. Tracheostomy-indications.

#### SHORT ANSWERS (10x2=20MARKS)

9. Anatomy of paranasal air sinus.
10. General anaesthesia.
11. Nerve injury.
12. Varicose veins.
13. Lymphangioma.
14. Facio-maxillary injury.
15. Classify lateral neck swellings.
16. Parotid abscess.
17. Stomatitis.
18. Thyroglossal cyst.



# Rajiv Gandhi University of Health Sciences, Karnataka

## III B.D.S Degree Examination – 21 NOV 2020

Time: Three Hours

Max. Marks: 70 Marks

### GENERAL SURGERY (RS3)

Your answers should be specific to the questions asked

Draw neat, labeled diagrams wherever necessary

#### LONG ESSAYS (2X10=20MARKS)

1. What are blood components? Write in detail about indications, contraindications and compliance of blood transfusion.
2. Describe surgical anatomy of maxillary antrum. Discuss clinical features and treatment of maxillary sinusitis.

#### SHORT ESSAYS (6X5=30MARKS)

3. Actinomycosis.
4. Dentigerous cyst.
5. Dry gangrene.
6. Local anaesthetic drugs and its complication.
7. Pleomorphic adenoma.
8. Deep vein thrombosis.

#### SHORT ANSWERS (10x2=20MARKS)

9. Singer's nodule.
10. Hypercalcemia.
11. Types of biopsy.
12. Pre-Malignant lesions of oral cavity.
13. Universal precaution.
14. Ludwig's angina.
15. Treatment of TB sinus in the neck.
16. Thyroglossal fistula.
17. Absorbable suture materials.
18. Dercum's disease.



# Rajiv Gandhi University of Health Sciences, Karnataka

III B.D.S Degree Examination - JUNE 2019

Time: Three Hours

Max. Marks: 70 Marks

## GENERAL SURGERY (RS3)

**Q.P. CODE: 1186**

Your answers should be specific to the questions asked

Draw neat, labeled diagrams wherever necessary

### LONG ESSAYS


**2 x 10 = 20 Marks**

- 1 Describe diagnosis, investigation and management of solitary nodule of thyroid.
- 2 Classify burns. Describe pathophysiology, clinical features, management and complications of burns.

### SHORT ESSAYS (6x5=30Marks)

- 3 Complications in blood transfusion.
- 4 Basal cell carcinoma.
5. Dentigerous cyst.
6. Oral submucous fibrosis.
7. Warthins tumour.
8. Fracture of mandible.

### SHORT ANSWERS (10x2=20Marks)



- 9 Non absorbable suture materials.
10. Keloid.
11. Wound infection.
12. Alveolar abscess.
13. Classification of ulcers.
14. Surgical audit.
15. Discuss surgical important of recurrent laryngeal nerve.
16. Cystic hygroma.
17. Secondaries in the neck lymph nodes.
18. Prevention of deep vein thrombosis

# Rajiv Gandhi University of Health Sciences, Karnataka

III B.D.S Degree Examination – DEC 2019

Time: Three Hours

Max. Marks: 70 Marks

## GENERAL SURGERY (RS3)

**Q.P. CODE: 1187**

Your answers should be specific to the questions asked

Draw neat, labeled diagrams wherever necessary

### LONG ESSAYS

**2 x 10 = 20 Marks**

1. Describe Primary Thyrotoxicosis, etiology, investigation and management.
2. Enumerate pre-malignant oral lesions, clinical features, investigation and management.

### SHORT ESSAYS (6x5=30Marks)

3. Surgical important of facial nerve. clinical features of its injury and management.
4. Tracheostomy.
5. Septic shock.
6. Odontogenic tumors.
7. Postoperative fluid management.
8. Prognostic risk classification for patients with well differentiated thyroid cancer.

### SHORT ANSWERS (10X2=20Marks)

9. Squamous cell carcinoma.
10. Tubercular lymphadenitis.
11. Cleft Palate.
12. Zygomatic complex fracture.
13. Frey's syndrome.
14. Classify Head Injury.
15. SIRS.
16. Stomatitis.
17. Thyroglossal cyst.
18. Wound Healing.



# Rajiv Gandhi University of Health Sciences, Karnataka

**III B.D.S Degree Examination - JULY-2018**

**Time: Three Hours**

**Max. Marks: 70 Marks**

## **GENERAL SURGERY (RS3)**

**Q.P. CODE: 1187**

Your answers should be specific to the questions asked  
Draw neat, labeled diagrams wherever necessary

### **LONG ESSAYS**

**2 x 10 = 20 Marks**

1. Classify wounds. Describe the stages of wound healing. What are the factors that influence wound healing?
2. Name the premalignant lesions of oral cavity. Discuss the clinical features and management of carcinoma of tongue.

### **SHORT ESSAYS**

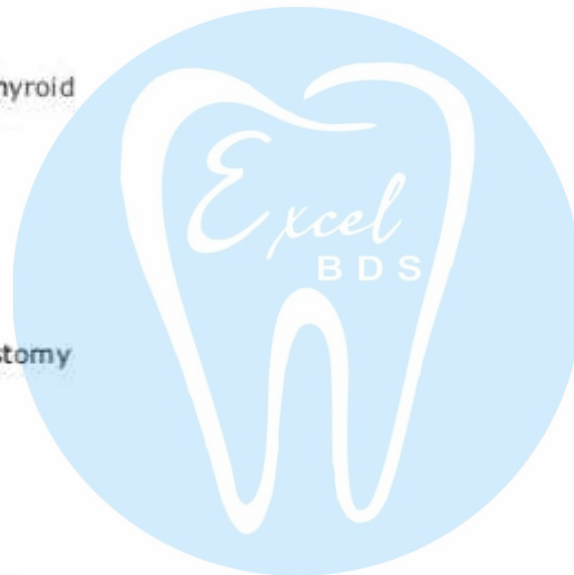
**6 x 5 = 30 Marks**

3. Thyroglossal cyst
4. Gas gangrene
5. Medullary carcinoma of thyroid
6. Melanoma
7. Glasgow coma scale
8. Neurofibroma

### **SHORT ANSWERS**

**10 x 2 = 20 Marks**

9. Complications of tracheostomy
10. Bell's palsy
11. Ankyloglossia
12. Ludwig's angina
13. Cellulitis
14. Reactionary haemorrhage
15. Dercum's disease
16. Exfoliative cytology
17. Diclofenac sodium
18. Thyrotoxic crisis



\*\*\*\*\*



# Rajiv Gandhi University of Health Sciences, Karnataka

III B.D.S Degree Examination - DEC 2018

**Time: Three Hours**

**Max. Marks: 70 Marks**

## **GENERAL SURGERY (RS3)**

**Q.P. CODE: 1186**

Your answers should be specific to the questions asked

Draw neat, labeled diagrams wherever necessary

### **LONG ESSAYS**

**2 x 10 = 20 Marks**


1. Classify thyroid cancers. Discuss the clinical features, investigations and management of follicular carcinoma.
2. Describe the stages and etiopathogenesis of tubercular lymphadenitis. Add a note on medical and Surgical management of cervical tubercular lymphadenitis.

### **SHORT ESSAYS (6x5=30Marks)**

3. Ranula.
4. Trigeminal neuralgia.
5. Pathological fractures.
6. Adamantinoma.
7. Classify parotid tumours.
- 8 Complications of Thyroidectomy.

### **SHORT ANSWERS (10x2=20Marks)**

9. Tracheostomy.
10. Keloid.
11. Types of biopsy.
12. Pre-Malignant lesions of oral cavity.
13. Triangles of the neck.
14. Hilton's method of abscess drainage.
15. Sialolithiasis.
16. Causes of delayed wound healing.
17. Brachytherapy.
- 18 Lipoma.





# Rajiv Gandhi University of Health Sciences, Karnataka

## III B.D.S Degree Examination - JUNE 2017

Time: Three Hours

Max. Marks: 70 Marks

### GENERAL SURGERY (RS3)

**Q.P. CODE: 1187**

Your answers should be specific to the questions asked  
Draw neat, labeled diagrams wherever necessary

#### LONG ESSAYS

**2 x 10 = 20 Marks**

1. Describe the pathology, clinical features and management of Grave's disease.
2. Describe the clinical features and management of Carcinoma Tongue.

#### SHORT ESSAYS

**6 x 5 = 30 Marks**

3. Keloid
4. Tropic Ulcer pathogenesis and management
5. Secondaries in the Neck
6. Metabolic Acidosis
7. Ranula
8. Adamantinoma

#### SHORT ANSWERS

**10 x 2 = 20 Marks**

9. Lipoma
10. Classify types of Haemorrhage
11. Sialocoele
12. Marjolin's Ulcer
13. Burn's Rule of Nine
14. Local Anaesthesia
15. Hashimoto's Thyroiditis
16. Dry Gangrene
17. Pott's Puffy tumour
18. Parotid Abscess



\*\*\*\*\*

# Rajiv Gandhi University of Health Sciences, Karnataka

## III B.D.S Degree Examination - DEC-2017

Time: Three Hours

Max. Marks: 70 Marks

### GENERAL SURGERY (RS3)

**Q.P. CODE: 1187**

Your answers should be specific to the questions asked  
Draw neat, labeled diagrams wherever necessary

#### LONG ESSAYS

**2 x 10 = 20 Marks**

1. Discuss the etio-pathology, clinical features and management of Tuberculous cervical lymphadenitis.
2. Classify goiters. Discuss the clinical features and management of Papillary carcinoma of thyroid.

#### SHORT ESSAYS

**6 x 5 = 30 Marks**

3. Cystic hygroma
4. Hashimoto's thyroiditis
5. Basal cell carcinoma
6. Tetanus
7. Complications of head injury
8. Cleft lip

#### SHORT ANSWERS

**10 x 2 = 20 Marks**

9. Staging of oral cancers
10. Hypokalemia
11. Complications of sebaceous cyst
12. Trigeminal neuralgia
13. Cancrum oris
14. Café au lait spots
15. Furuncle
16. Ranula
17. FNAC (Fine Needle Aspiration Cytology)
18. Metronidazole



\*\*\*\*\*

# Rajiv Gandhi University of Health Sciences

III B.D.S Degree Examination – JUNE 2016

Time: 3 Hrs.

[Max. Marks: 70]

## GENERAL SURGERY

(RS-3)

QP Code: 1187

Your answers should be specific to the questions asked.  
Draw neat labeled diagrams wherever necessary.

### LONG ESSAY

**2 X 10 = 20 Marks**

1. How do you classify salivary gland tumors? Describe the clinical features and management of malignant parotid tumour
2. Discuss pathogenesis clinical features of gas gangrene

### SHORT ESSAY

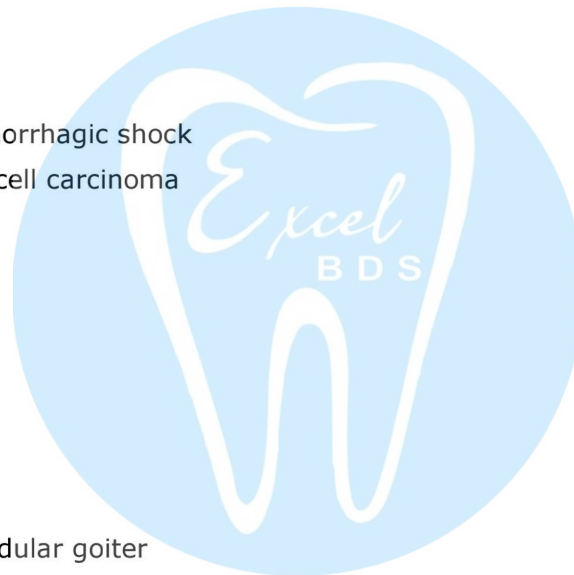
**6 X 5 = 30 Marks**

3. Chronic osteomyelitis
4. Adamantinoma
5. Pathophysiology of haemorrhagic shock
6. Treatment of squamous cell carcinoma
7. Branchial cyst
8. Cleft lip

### SHORT ANSWERS

**10 X 2 = 20 Marks**

9. Volkmann's ischaemia
10. Brodie's abscess
11. Epulis
12. Complications of multinodular goiter
13. Hypoparathyroidism
14. Lucid interval
15. Laser surgery
16. Metabolic acidosis
17. Thyroglossal cyst
18. Coldabscess



\* \* \* \* \*

# Rajiv Gandhi University of Health Sciences

III B.D.S Degree Examination – DEC 2016

Time: 3 Hrs.

[Max. Marks: 70]

## GENERAL SURGERY

(RS-3)

QP Code: 1187

Your answers should be specific to the questions asked.  
Draw neat labeled diagrams wherever necessary.

### LONG ESSAY

**2 X 10 = 20 Marks**

1. Describe in detail about cervical lymphadenitis and management of collar-stud abscess.
2. Name blood groups. Describe in detail about blood transfusion reactions and management.

### SHORT ESSAY

**6 X 5 = 30 Marks**

3. Gas gangrene
4. Parotid abscess
5. Thyroid crisis
6. Fracture mandible
7. Odontomes
8. Thyroglossal cyst

### SHORT ANSWERS

**10 X 2 = 20 Marks**

9. Actinomycosis of mandible
10. Signs & symptoms of hyperthyroidism
11. Ranula
12. Leukoplakia of oral cavity
13. Epulis
14. AIDS
15. Biopsy
16. Sialogram
17. Burns rule of 9
18. Chronic infection



\* \* \* \* \*

# Rajiv Gandhi University of Health Sciences, Karnataka

III B.D.S Degree Examination – July 2015

**Time: Three Hours**

**Max. Marks: 70 Marks**

## **GENERAL SURGERY (RS3)**

**Q.P. CODE: 1186**

Your answers should be specific to the questions asked

Draw neat, labeled diagrams wherever necessary

### **LONG ESSAYS**

**2 x 10 = 20 Marks**

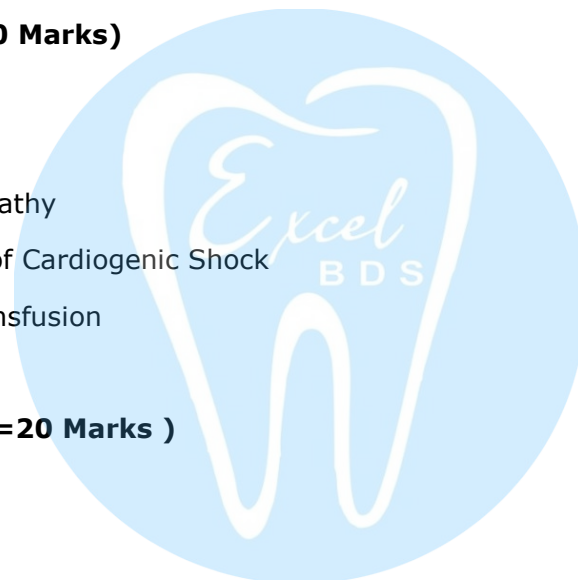
1. Describe the pathogenesis, clinical features and management of Multinodular Goitre.
2. Describe the pathogenesis, clinical features and management of Carcinoma Cheek.

### **SHORT ESSAYS (6 X5=30 Marks)**

3. Le Fort's fracture
4. Sialadenitis
5. Tuberculous Lymphadenopathy
6. Causes and management of Cardiogenic Shock
7. Complications of Blood transfusion
8. Cleft Palate

### **SHORT ANSWERS (10X2=20 Marks )**

9. Neurofibromatosis
10. Hyperkalaemia
11. Necrotizing Fasciitis
12. Leukoplakia
13. Define Sinus and Fistula.
14. Dercum's disease
15. Hyper-trophic Scar
16. Superficial Burns
17. Scabbard Trachea
18. Cleft Lip



# Rajiv Gandhi University of Health Sciences

III B.D.S Degree Examination – DECEMBER 2015

Time: 3 Hrs.

[Max. Marks: 70]

## GENERAL SURGERY

(RS-3)

QP Code: 1187

Your answers should be specific to the questions asked.  
Draw neat labeled diagrams wherever necessary.

### LONG ESSAY

**2 X 10 = 20 Marks**

1. Carcinoma Tongue-Aetiology, pathology, clinical features & management.
2. Define wound healing. Discuss in detail factors affecting wound healing.

### SHORT ESSAY

**6 X 5 = 30 Marks**

3. Tonsillitis
4. Potts disease
5. Treatment of T.B. lymph nodes
6. Potato tumour
7. Hyper para thyroidism
8. Complications of burns

### SHORT ANSWERS

**10 X 2 = 20 Marks**

9. Anatomy of thyroid
10. Cleft palate
11. Nerve grafting
12. Haemangioma
13. Hydrocele of neck
14. Management of severely injured
15. Dentigerous cyst
16. Classify head injuries.
17. Sublingual dermoid
18. Leukoplakia tongue.



\* \* \* \* \*



# Rajiv Gandhi University of Health Sciences, Karnataka

## III B.D.S Degree Examination - June 2014

Time: Three Hours

Max. Marks: 70 Marks

### GENERAL SURGERY (RS3)

**Q.P. CODE: 1187**

Your answers should be specific to the questions asked  
Draw neat, labeled diagrams wherever necessary

#### LONG ESSAYS

**2 x 10 = 20 Marks**

1. Define shock. Discuss the pathophysiology, clinical features and management of Haemorrhagic shock.
2. Classify tumours of jaw. Discuss the pathology, clinical features and management of Adamentinoma.

#### SHORT ESSAYS

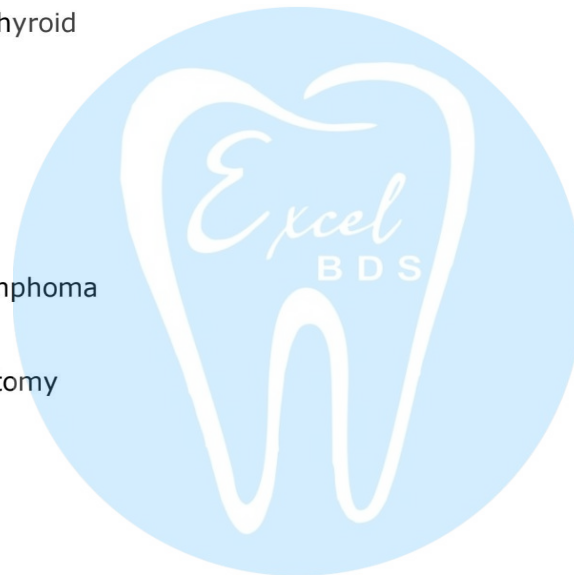
**6 x 5 = 30 Marks**

3. Solitary nodular Goitre
4. Tb cervical lymphadenitis
5. Follicular carcinoma of thyroid
6. Extradural haematoma
7. Lipoma
8. Pleomorphic adenoma

#### SHORT ANSWERS

**10 x 2 = 20 Marks**

9. Staging of Hodgkin's lymphoma
10. Tetany
11. Indications for tracheostomy
12. Neuropraxia
13. Carbuncle
14. Radio-iodine scan
15. Waldeyer's ring
16. Plexiform neurofibroma
17. Edge biopsy
18. Clindamycin



\*\*\*\*\*

# Rajiv Gandhi University of Health Sciences

III B.D.S Degree Examination – DEC-2014

Time: 3 Hrs.

[Max. Marks: 70]

## GENERAL SURGERY

(RS-3)

QP Code: 1187

Your answers should be specific to the questions asked.  
Draw neat labeled diagrams wherever necessary.

### LONG ESSAY

**2 X 10 = 20 Marks**

1. Classification of wounds. Phases of wound healing and treatment
2. Discuss in detail about etiology, pathophysiology and management of mixed parotid tumor.

### SHORT ESSAY

**6 X 5 = 30 Marks**

3. Cystic hygroma
4. Quinsy
5. Blood fractions and their uses
6. AIDS
7. Skin graft
8. Local anaesthesia

### SHORT ANSWERS

**10 X 2 = 20 Marks**

9. Ranula
10. Tracheostomy
11. Respiratory alkalosis
12. Rule of 9 in case of burns
13. Osteomyelitis of mandible
14. Dentigerous cyst
15. Thyroglossal fistula
16. Signs and symptoms of hypothyroidism
17. Fibroma
18. Lipoma



\* \* \* \* \*

# Rajiv Gandhi University of Health Sciences, Karnataka

III B.D.S Degree Examination - JUNE 2013

**Time: Three Hours**

**Max. Marks: 70 Marks**

## **GENERAL SURGERY (RS3)**

**Q.P. CODE: 1186**

Your answers should be specific to the questions asked

Draw neat, labeled diagrams wherever necessary

### **LONG ESSAYS**

**2 x 10 = 20 Marks**

1. Describe the types of tetanus. What are the clinical features? How do you manage a case of severe tetanus?
2. What are the malignant lesions of skin? Describe the clinical features and management of basal cell carcinoma.

### **SHORT ESSAYS (6 X 5 = 30 Marks)**

3. Management of 30% burns.
4. Actinomycosis.
5. Dry gangrene.
6. Cleft palate.
7. Complications of blood transfusion.
8. Ludwig's angina.



### **SHORT ANSWERS (10 x 2 = 20 Marks)**

9. Hemophilia
10. Carbuncle
11. Varicose ulcer
12. Delayed union of fractures
13. Cancrum oris
14. Surgery for Grave's disease
15. Collar Stud Abscess
16. Solitary nodule thyroid
17. Brachytherapy
18. Crush syndrome

# Rajiv Gandhi University of Health Sciences, Karnataka

III B.D.S Degree Examination - DEC 2013

**Time: Three Hours**

**Max. Marks: 70 Marks**

## **GENERAL SURGERY (RS3)**

**Q.P. CODE: 1186**

Your answers should be specific to the questions asked

Draw neat, labeled diagrams wherever necessary

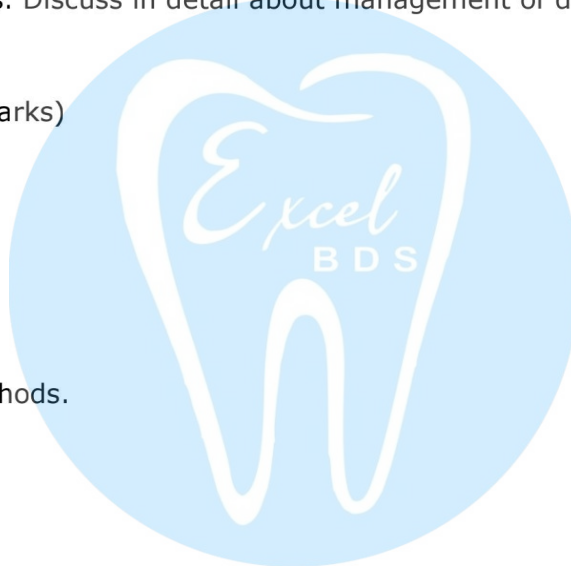
### **LONG ESSAYS**

**2 x 10 = 20 Marks**

1. Describe pathophysiology of shock. Discuss in detail about septic shock (warm shock) and management.
2. Define ulcer. Classify ulcers. Discuss in detail about management of diabetic ulcer.

### **SHORT ESSAYS (6 X 5=30Marks)**

3. Massive blood transfusion.
4. Thyroid crisis.
5. Ludwig's angina.
6. Biopsy-indications and methods.
7. Dermoid cyst.
8. Fracture of maxilla.



### **SHORT ANSWERS (10 X 2=20Marks)**

9. Calcium metabolism.
10. Sebaceous cyst.
11. Cleft palate.
12. Sinus & fistula.
13. Respiratory alkalosis.
14. Local anesthesia.
15. Signs & symptoms of hyperthyroidism.
16. AIDS.
17. Burns rule of 9.
18. Bleeding disorders.

# Rajiv Gandhi University of Health Sciences, Karnataka

**III B.D.S Degree Examination – JUNE 2012**

**Time: Three Hours**

**Max. Marks: 70 Marks**

## **GENERAL SURGERY (RS3)**

**Q.P. CODE: 1187**

Your answers should be specific to the questions asked

Draw neat, labeled diagrams wherever necessary

### **LONG ESSAYS**

**2 x 10 = 20 Marks**

1. Discuss the pathology, clinical features and management of carcinoma of tongue.
2. Classify wounds, discuss wound healing and the factors which delay wound healing.

### **SHORT ESSAYS (6X5=30Marks)**

3. Branchial cyst.
4. AIDS.
5. Bell's palsy.
6. Compound fracture.
7. Epulis.
8. Split skin grafting.

### **SHORT ANSWERS (10X2= 20Marks)**

9. Cellulitis.
10. Keloid.
11. Diabetic ulcer.
12. Quinsy.
13. Suture materials.
14. F N A C.
15. Bupivacaine.
16. Odontomes.
17. Homer's syndrome.
18. Sternomastoid tumor.



# Rajiv Gandhi University of Health Sciences, Karnataka

III B.D.S Degree Examination - DEC 2012

**Time: Three Hours**

**Max. Marks: 70 Marks**

## **GENERAL SURGERY (RS3)**

**Q.P. CODE: 1186**

Your answers should be specific to the questions asked

Draw neat, labeled diagrams wherever necessary

### **LONG ESSAYS**

**2 x 10 = 20 Marks**

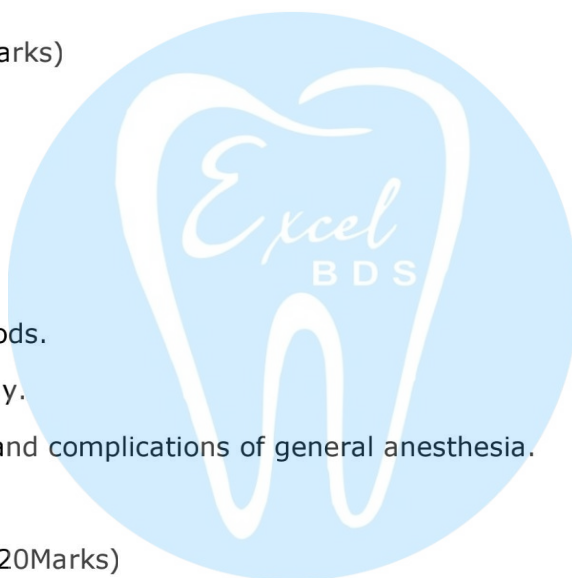
1. Classify goiter, discuss the clinical features and management of papillary carcinoma of thyroid.
2. Discuss pathogenesis, clinical features and treatment of gas gangrene.

### SHORT ESSAYS (6X5=30 Marks)

3. Cold abscess.
4. Ranula.
5. Leprosy.
6. Different sterilization methods.
7. Indications for tracheostomy.
8. Define general anesthesia and complications of general anesthesia.

### SHORT ANSWERS (10 X 2=20Marks)

9. Danger area of face.
10. Cretinism.
11. Cancrum oris.
12. Antitubercular drugs.
13. Tetany.
14. Burkitt's Lymphoma.
15. Leukoplakia.
16. Thyroid crisis.
17. Opportunistic infection.
18. Glasgow coma scale.





# Rajiv Gandhi University of Health Sciences, Karnataka

**III B.D.S Degree Examination – JUNE 2011**

**Time: Three Hours**

**Max. Marks: 70 Marks**

## **GENERAL SURGERY (RS3)**

**Q.P. CODE: 1187**

Your answers should be specific to the questions asked

Draw neat, labeled diagrams wherever necessary

### **LONG ESSAYS**

**2 x 10 = 20 Marks**

#### **LONG ESSAYS (2X10=20Marks)**


1. Classify salivary gland tumors. Describe clinical features and management of pleomorphic adenoma.
2. Classify jaw swelling. Describe clinical features and management of dentigerous cyst.

#### **SHORT ESSAYS (6x5=30Marks)**

3. Definition of ulcer and clinical and pathological classification of ulcers.
4. Dwarfism.
5. Deep vein thrombosis.
6. Trigeminal neuralgia.
7. Calcium metabolism.
8. Complications of blood transfusion.

#### **SHORT ANSWERS (10X2=20Marks)**

9. Congenital lip pits and commissural pits.
10. Sarcoma.
11. Septicemia.
12. Rh incompatibility.
13. Primary and secondary healing.
14. Dry gangrene.
15. Skin grafting.
16. Ludwig's angina.
17. Asepsis in surgery.
18. Osteomyelitis of jaw.



# Rajiv Gandhi University of Health Sciences, Karnataka

III B.D.S Degree Examination - DEC 2011

**Time: Three Hours**

**Max. Marks: 70 Marks**

## **GENERAL SURGERY (RS3)**

**Q.P. CODE: 1186**

Your answers should be specific to the questions asked

Draw neat, labeled diagrams wherever necessary

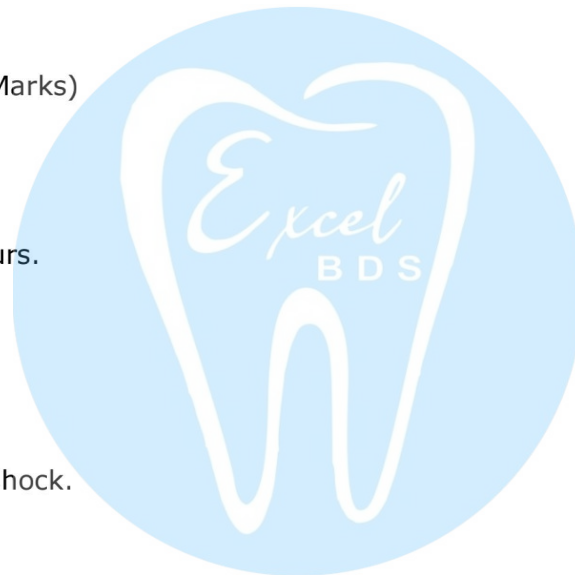
### **LONG ESSAYS**

**2 x 10 = 20 Marks**

1. Describe the etiology, pathology, clinical features and management of leukoplakia of oral cavity
2. Describe the stages, investigation and management of tuberculosis lymphadenitis of oral cavity.

### **SHORT ESSAYS (6 X5=30 Marks)**

3. Assessment of blood loss.
4. Spread of malignant tumours.
5. Pedicle skin grafts
6. Blocks dissection of neck.
7. Basal cell carcinoma.
8. Pathophysiology of septic shock.



### **SHORT ANSWERS (10X2=20 Marks )**

9. Hypokalemia.
10. Ludwig's angina.
11. Brodie trendelenburg test for varicose veins.
12. Lymphangiogram.
13. Clinical staging of Hodgkin's disease.
14. Retrosternal goiter.
15. Non union of fractures.
16. Cervical rib.
17. Sequestration dermoid.
18. AIDS.

# Excel BDS

We Take Daily Discussion over a Whatsapp based group

Motivating students for Distinction and NEETMDS from BDS 1st, 2nd 3rdyr Itself.



To Join Our Whatsapp Group Click Here

