

Rajiv Gandhi University of Health Sciences, Karnataka

IV B.D.S Degree Examination – Nov 2021

Time: Three Hours

Max. Marks: 70 Marks

ORAL MAXILLOFACIAL SURGERY (RS3)

Q.P. CODE: 1195

Your answers should be specific to the questions asked

Draw neat, labeled diagrams wherever necessary


LONG ESSAY

2X10 = 20 Marks

1. Define TMJ ankylosis. Write in detail about the etiology , clinical features and the management of bilateral ankylosis of TMJ .
2. Local and systemic complications of local anesthesia.

SHORT ESSAYS

3. Management of oro-antral fistula.
4. TNM classification and staging.
5. Champy's lines
6. Osteomyelitis.
7. Indications and contraindications of extractions
8. Lefort II fracture
9. Trigeminal neuralgia.
10. Systemic complications for post extraction haemorrhage .



SHORT ANSWERS

11. Plunging Ranula
12. Hypovolemic shock
13. Gunning splint
14. Pre anesthetic medication.
15. Composition of local anesthesia.

Rajiv Gandhi University of Health Sciences, Karnataka

IV B.D.S Degree Examination – April 2021

Time: Three Hours

Max. Marks: 70 Marks

ORAL MAXILLOFACIAL SURGERY (RS3)

Q.P. CODE: 1195

Your answers should be specific to the questions asked

Draw neat, labeled diagrams wherever necessary

LONG ESSAY

2X10 = 20 Marks

1. Describe the clinical features of odontogenic keratocyst and their management
2. Define exodontia. Write in detail about the indications and contraindications for tooth extraction. add a note on complications of tooth extraction.

SHORT ESSAYS

3. Classify midface fractures
4. Pleomorphic adenoma
5. Bell's palsy
6. Vasoconstrictors in local anaesthesia.
7. Pterygomandibular space infection.
8. Syncope
9. Management of cleft lip.
10. Mandibular orthognathic surgical procedures.



SHORT ANSWERS.

11. Sialolithiasis
12. Prognathism
13. Gunning's splits
14. Capsulorrhaphy
15. Palantine torus

Rajiv Gandhi University of Health Sciences, Karnataka

IV B.D.S Degree Examination – OCTOBER 2020

Time: Three Hours

Max. Marks: 70 Marks

ORAL MAXILLOFACIAL SURGERY (RS3)

Q.P. CODE: 1195

Your answers should be specific to the questions asked

Draw neat, labeled diagrams wherever necessary

LONG ESSAY

2X10 = 20 Marks

1. Classify fractures of the mandible and write in detail about the clinical features, radiological assessment and management of angle fracture.
2. Management of medical emergency in maxillofacial surgery.

SHORT ESSAYS

8X5 = 40 MARKS

3. Muscles of mastication.
4. Fibrous dysplasia.
5. Sub masseteric space infection.
6. Transalveolar extraction.
7. Classification of local anesthetic agents.
8. Bone grafts in oral surgery.
9. Principles of elevators.
10. Antibiotics in maxillofacial surgery.

SHORT ANSWERS

2X5 = 10 MARKS

11. Buccal fat pad.
12. Radiotherapy.
13. Biopsy.
14. Mini plates in oral surgery.
15. Syncope.



Rajiv Gandhi University of Health Sciences, Karnataka

IV B.D.S Degree Examination – DECEMBER 2019

Time: Three Hours

Max. Marks: 70 Marks

ORAL MAXILLOFACIAL SURGERY (RS3)

Q.P. CODE: 1195

Your answers should be specific to the questions asked

Draw neat, labeled diagrams wherever necessary

LONG ESSAY

2X10 = 20 Marks

1. Describe etiology, clinical features, diagnosis, and management of Ameloblastoma.
2. Describe clinical features, diagnosis and management of Lefort fractures.

SHORT ESSAYS

8X5 = 40 MARKS

3. Vestibuloplasty.
4. TMJ dislocation.
5. Winter's lines.
6. Sagittal split osteotomy.
7. Masticator space infection.
8. Infraorbital nerve block.
9. Dentoalveolar fractures.
10. Biopsy.



SHORT ANSWERS

2X5 = 10 MARKS

11. Autoclave.
12. Syncope.
13. Principles of elevators.
14. Birn's hypothesis.
15. Principles of surgery.

Rajiv Gandhi University of Health Sciences, Karnataka

IV B.D.S Degree Examination – JULY 2019

Time: Three Hours

Max. Marks: 70 Marks

ORAL MAXILLOFACIAL SURGERY (RS3)

Q.P. CODE: 1195

Your answers should be specific to the questions asked

Draw neat, labeled diagrams wherever necessary

LONG ESSAY


2X10 = 20 Marks

1. Classify mandibular 3rd molar impactions. Write about the removal of horizontally impacted 38.
2. Define Oroantral fistula. Describe the etiology, clinical features, investigations, and management of Oro antral fistula.

SHORT ESSAYS

8X5 = 40 MARKS

3. Trigeminal neuralgia.
4. Hemostasis in oral surgery.
5. TMJ ankylosis.
6. Mandibular angle fractures.
7. Ludwig's angina.
8. Pre-anesthetic assessment and Premedication.
9. Gow gates technique.
10. Ridge augmentations.



SHORT ANSWERS

2X5 = 10 MARKS

11. Dry socket.
12. Indications for Lefort I osteotomy.
13. Blow out fracture.
14. Mucocele.
15. Suture materials.

Rajiv Gandhi University of Health Sciences, Karnataka

IV B.D.S Degree Examination – DECEMBER 2018

Time: Three Hours

Max. Marks: 70 Marks

ORAL MAXILLOFACIAL SURGERY (RS3)

Q.P. CODE: 1195

Your answers should be specific to the questions asked

Draw neat, labeled diagrams wherever necessary

LONG ESSAY

2X10 = 20 Marks

1. Describe clinical features, diagnosis, and management of Lefort-II fractures.
2. Write about the clinical features, diagnosis, and management of Dentigerous cyst.

SHORT ESSAYS

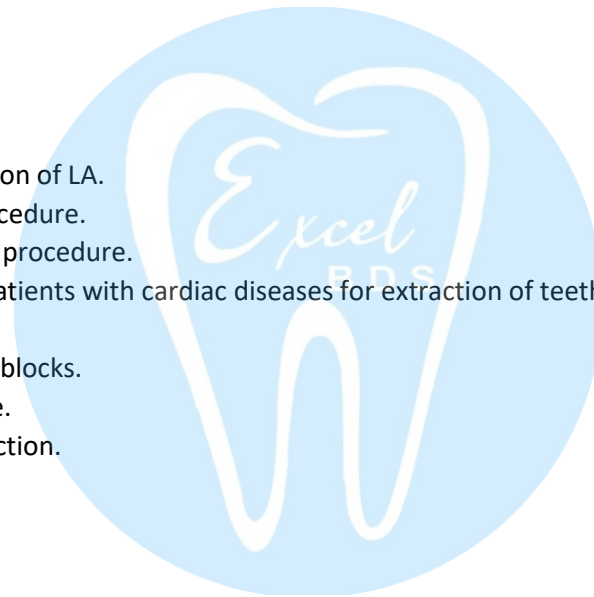
8X5 = 40 MARKS

3. Mechanism of action of LA.
4. Cald Well- Luc procedure.
5. Maxillary sinus lift procedure.
6. Management of patients with cardiac diseases for extraction of teeth.
7. Ludwig's Angina.
8. Mandibular nerve blocks.
9. Cleft lip and palate.
10. Principles of extraction.

SHORT ANSWERS

2X5 = 10 MARKS

11. Cautery.
12. Wharfe's assessment.
13. Chair position in extraction.
14. Trismus.
15. Osteoma.



Rajiv Gandhi University of Health Sciences, Karnataka

IV B.D.S Degree Examination – JULY 2018

Time: Three Hours

Max. Marks: 70 Marks

ORAL MAXILLOFACIAL SURGERY (RS3)

Q.P. CODE: 1195

Your answers should be specific to the questions asked

Draw neat, labeled diagrams wherever necessary

LONG ESSAY

2X10 = 20 Marks

1. Classify Impaction of 3rd molar and write about the management of distoangular Mandibular 3rd Molar.
2. Classify Zygomatic Complex Fracture and write about clinical features and management.

SHORT ESSAYS

8X5 = 40 MARKS

3. Genioplasty.
4. Anatomical considerations of Implant selection.
5. Management of patients with anticoagulant therapy in Dental Office for extraction.
6. Complications of tooth extraction.
7. Leukoplakia.
8. Canine space infection.
9. Management of HIV patients in Dental Office for extraction.
10. Classify Local Anesthetic agents.

SHORT ANSWERS

2X5 = 10 MARKS

11. Technique of Posterior Superior Alveolar Block.
12. •Management of Oro antral Fistula.
13. Clinical features of Bilateral TMJ Ankylosis.
14. Syncope.
15. Mandibular nerve.

Rajiv Gandhi University of Health Sciences, Karnataka

IV B.D.S Degree Examination – DECEMBER 2017

Time: Three Hours

Max. Marks: 70 Marks

ORAL MAXILLOFACIAL SURGERY (RS3)

Q.P. CODE: 1195

Your answers should be specific to the questions asked

Draw neat, labeled diagrams wherever necessary

LONG ESSAY

2X10 = 20 Marks

1. Define Osteomyelitis. Describe the predisposing factors, etiopathogenesis, clinical features, and management of Acute Suppurative Osteomyelitis of the Mandible.
2. Classify Mandibular Fractures. Describe the clinical features, Investigations, and management of Mandibular Angle Fractures. Add a note on surgical approaches to the Mandible.

SHORT ESSAYS

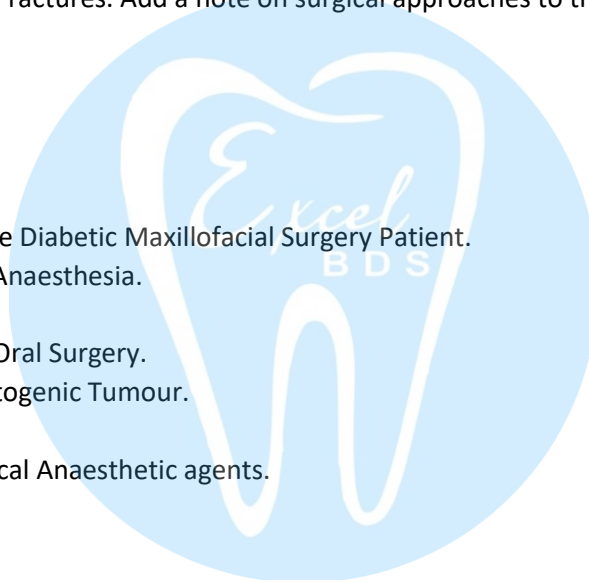
8X5 = 40 MARKS

3. Management of the Diabetic Maxillofacial Surgery Patient.
4. Stages of General Anaesthesia.
5. Apertognathia.
6. Corticosteroids in Oral Surgery.
7. Keratocystic Odontogenic Tumour.
8. Epistaxis.
9. Classification of Local Anaesthetic agents.
10. Anaphylaxis.

SHORT ANSWERS

2X5 = 10 MARK

11. Theories of Impaction.
12. INR.
13. Tinnel's sign.
14. Hilton's method of Incision and drainage.
15. Antral Regime.



Rajiv Gandhi University of Health Sciences, Karnataka

IV B.D.S Degree Examination – JULY 2017

Time: Three Hours

Max. Marks: 70 Marks

ORAL MAXILLOFACIAL SURGERY (RS3)

Q.P. CODE: 1195

Your answers should be specific to the questions asked

Draw neat, labeled diagrams wherever necessary

LONG ESSAY

2X10 = 20 Marks

1. Classify Osteomyelitis and write about clinical features and management.
2. Classify Pre-prosthetic surgeries and explain Clarke's technique.

SHORT ESSAYS

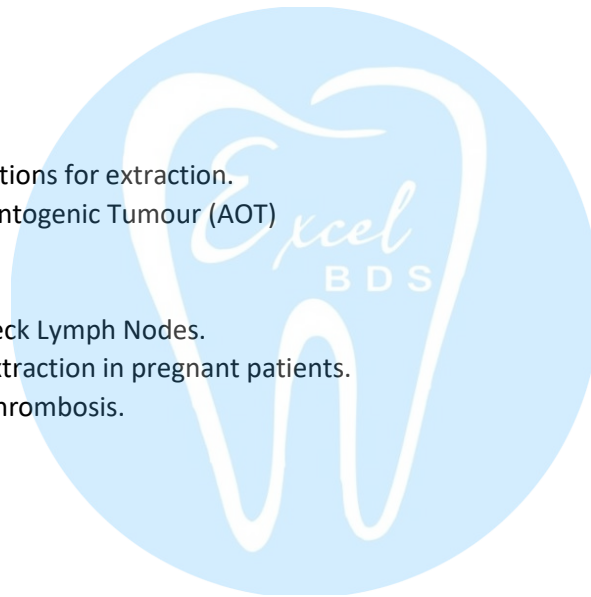
8X5 = 40 MARKS

3. Write about indications for extraction.
4. Adenomatoid Odontogenic Tumour (AOT)
5. Palatine Tori.
6. Bone grafts.
7. Classification of Neck Lymph Nodes.
8. Management of Extraction in pregnant patients.
9. Cavernous Sinus Thrombosis.
10. Sedation.

SHORT ANSWERS

2X5 = 10 MARKS

11. Overdose reaction of Local Anaesthesia.
12. Maxillary Nerve branches.
13. Write about inferior alveolar nerve block techniques.
14. Autoclave.
15. Oral microbial flora.



Rajiv Gandhi University of Health Sciences, Karnataka

IV B.D.S Degree Examination – DECEMBER 2016

Time: Three Hours

Max. Marks: 70 Marks

ORAL MAXILLOFACIAL SURGERY (RS3)

Q.P. CODE: 1195

Your answers should be specific to the questions asked

Draw neat, labeled diagrams wherever necessary

LONG ESSAY

2X10 = 20 Marks

1. Etiology, signs and symptoms of Condylar Fractures and its surgical management.
2. Discuss Orthognathic Surgery.

SHORT ESSAYS

8X5 = 40 MARKS

3. Steroids.
4. Trans alveolar extraction.
5. Local Anaesthesia.
6. Lasers in Oral Surgery.
7. Boundaries and contents of Pterygomandibular space.
8. Guerin's fracture.
9. Grafts.
10. Antibiotics.

SHORT ANSWERS

2X5 = 10 MARKS

11. Fine Needle Aspiration.
12. Biopsy.
13. Oro antral Fistula.
14. Ankylosis of the Temporomandibular Joint.
15. Diplopia.
16. Closed mouth technique of local anesthesia.



Rajiv Gandhi University of Health Sciences, Karnataka

IV B.D.S Degree Examination – JULY 2016

Time: Three Hours

Max. Marks: 70 Marks

ORAL MAXILLOFACIAL SURGERY (RS3)

Q.P. CODE: 1195

Your answers should be specific to the questions asked

Draw neat, labeled diagrams wherever necessary

LONG ESSAY

2X10 = 20 Marks

1. Classify fractures of the middle third of the facial skeleton. How would you manage Leforte Fractures?
2. Clinical features, diagnosis, and management of Bilateral Ankylosis in an 8-year-old boy.

SHORT ESSAYS

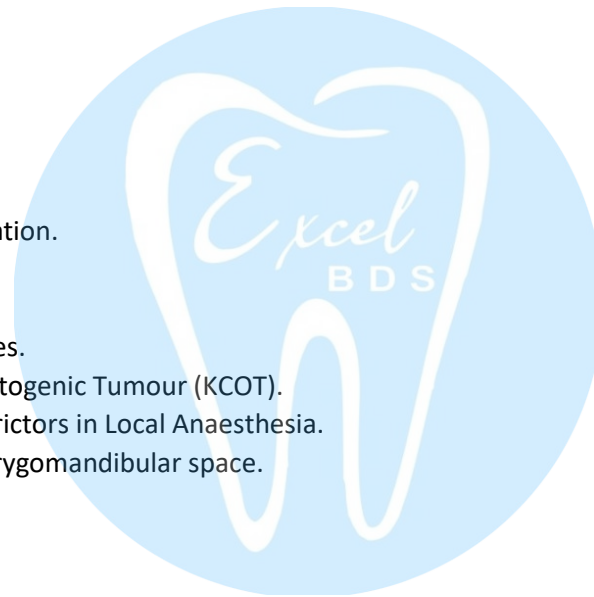
8X5 = 40 MARKS

3. Alveoloplasty.
4. Fine Needle Aspiration.
5. Biopsy.
6. Arch Bar Wiring.
7. Suturing techniques.
8. Keratocystic Odontogenic Tumour (KCOT).
9. Role of Vasoconstrictors in Local Anaesthesia.
10. Boundaries of Pterygomandibular space.
11. Trismus.

SHORT ANSWERS

2X5 = 10 MARKS

12. Principles of Elevators.
13. Ludwig's Angina.
14. Dental Implant.
15. Trigeminal Neuralgia.
16. Brown's tumor of Hyper Parathyroidism.



Rajiv Gandhi University of Health Sciences, Karnataka

IV B.D.S Degree Examination – DECEMBER 2015

Time: Three Hours

Max. Marks: 70 Marks

ORAL MAXILLOFACIAL SURGERY (RS3)

Q.P. CODE: 1195

Your answers should be specific to the questions asked

Draw neat, labeled diagrams wherever necessary

LONG ESSAY


2X10 = 20 Marks

1. Classify Sub condylar Fractures. Describe in detail about its clinical features and management.
2. Classify Odontogenic tumours and write about the management of Ameloblastoma involving the body of Mandible.

SHORT ESSAYS MARKS

8X5 = 40

3. Pericoronitis.
4. Caldwell Luc Operation.
5. Complications of LA.
6. Ludwig's Angina.
7. Cold sterilization.
8. Principles of primary management of trauma patients.
9. Hemorrhage.
10. Parsch I operation.



SHORT ANSWERS

2X5 = 10 MARKS

11. Submandibular Space infection.
12. Pleomorphic Adenoma.
13. Various Osteotomy techniques of Mandibular Ramus.
14. Frey's syndrome.
15. Mechanical principles of Elevators.

Rajiv Gandhi University of Health Sciences, Karnataka

IV B.D.S Degree Examination – JULY 2015

Time: Three Hours

Max. Marks: 70 Marks

ORAL MAXILLOFACIAL SURGERY (RS3)

Q.P. CODE: 1195

Your answers should be specific to the questions asked

Draw neat, labeled diagrams wherever necessary

LONG ESSAY

2X10 = 20 Marks

1. Classify zygomatic complex fractures. Write clinical features and management of zygomatic complex fractures.
2. Discuss the etiology, clinical features, and management of trigeminal neuralgia.

SHORT ESSAYS MARKS

8X5 = 40

3. Contents of local anesthetic solution.
4. Suturing material.
5. Asepsis.
6. Penicillins.
7. Mandibular 3rd molar impaction classification.
8. CPR.
9. Approach to TMJ.
10. Anterior maxillary osteotomy.



SHORT ANSWERS

2X5 = 10 MARKS

11. Deans alveoplasty.
12. Keratocystic Odontogenic Tumour.
13. Sialolith.
14. Risdon's submandibular incision.
15. Pterygomandibular space boundaries.

Rajiv Gandhi University of Health Sciences, Karnataka

IV B.D.S Degree Examination – DECEMBER 2014

Time: Three Hours

Max. Marks: 70 Marks

ORAL MAXILLOFACIAL SURGERY (RS3)

Q.P. CODE: 1195

Your answers should be specific to the questions asked

Draw neat, labeled diagrams wherever necessary

LONG ESSAY

2X10 = 20 Marks

1. Classify mandibular fractures. Describe the clinical features, diagnosis, and management of lateral Condylar fracture in a 9-year-old patient.
2. Define TMJ Ankylosis. Describe the etiology, clinical features, and management of Unilateral TMJ Ankylosis in an adult patient.

SHORT ESSAYS

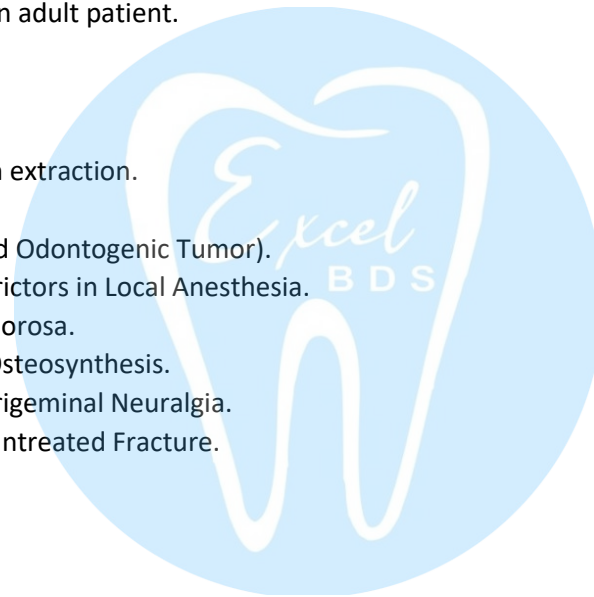
8X5 = 40 MARKS

3. Principles of Tooth extraction.
4. Vestibuloplasty.
5. AOT (Adenomatoid Odontogenic Tumor).
6. Role of Vasoconstrictors in Local Anesthesia.
7. Alveolitis Sicca Dolorosa.
8. Champy's line of Osteosynthesis.
9. Management of Trigeminal Neuralgia.
10. Complications of untreated Fracture.

SHORT ANSWERS

2X5 = 10 MARKS

11. Marx theory.
12. Ranula.
13. Idiosyncrasy.
14. Tinnel's sign.
15. Timing of repair of Cleft Lip and Palate.



Rajiv Gandhi University of Health Sciences, Karnataka

IV B.D.S Degree Examination – Dec 2013

Time: Three Hours

Max. Marks: 70 Marks

ORAL MAXILLOFACIAL SURGERY (RS3)

Q.P. CODE: 1195

Your answers should be specific to the questions asked

Draw neat, labeled diagrams wherever necessary

LONG ESSAY

2X10 = 20 Marks

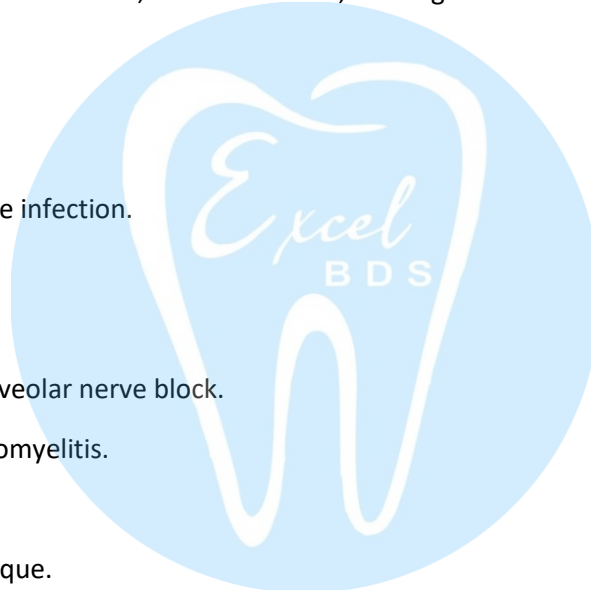
1. Classify odontogenic tumours. Write about the clinical features, radiological features and management of ameloblastoma.
2. Define fracture. Write classification, clinical features, investigations and management of fractures of angle of mandible.

SHORT ESSAYS.

3. Pterygomandibular space infection.
4. Osteoradionecrosis
5. War lines.
6. Technique for inferior alveolar nerve block.
7. Chronic supportive osteomyelitis.
8. Implants.
9. Lingual split bone technique.
10. Anaphylaxis.

SHORT ANSWERS.

11. Guerin's sign
12. Torus palatinus
13. Principles of fracture management.
14. Frey's syndrome.
15. HBO therapy.



Rajiv Gandhi University of Health Sciences, Karnataka

IV B.D.S Degree Examination – JUNE 2014

Time: Three Hours

Max. Marks: 70 Marks

ORAL MAXILLOFACIAL SURGERY (RS3)

Q.P. CODE: 1195

Your answers should be specific to the questions asked

Draw neat, labeled diagrams wherever necessary

LONG ESSAY

2X10 = 20 Marks

1. Discuss the pathways of spread of infection from mandibular third molar and management of Ludwig's angina.
2. Surgical management of Ameloblastoma.

SHORT ESSAYS


8X5 = 40 MARKS

3. Submucous Fibrosis.
4. Akinosi technique.
5. Chronic recurrent dislocation.
6. Gap Arthroplasty.
7. Bilateral Sagittal Split Osteotomy.
8. Management of Odontogenic cysts.
9. Lignocaine Hydrochloride.
10. Intra Oral Periapical Radiographs.

SHORT ANSWERS

2X5 = 10 MARKS

11. Cryosurgery.
12. Non-Steroidal Anti-inflammatory Drugs.
13. Cavernous Sinus Thrombosis.
14. Management of Oro Antral Fistula.
15. I and D(Incision and Drainage).



Rajiv Gandhi University of Health Sciences, Karnataka

IV B.D.S Degree Examination – JUNE 2013

Time: Three Hours

Max. Marks: 70 Marks

ORAL MAXILLOFACIAL SURGERY (RS3)

Q.P. CODE: 1195

Your answers should be specific to the questions asked

Draw neat, labeled diagrams wherever necessary

LONG ESSAY

2X10 = 20 Marks

1. Define local anesthesia. Enumerate the various Inferior alveolar nerve block techniques. Discuss the conventional technique.
2. Classify TMJ ankylosis. Discuss in detail the clinical features and management of bilateral TMJ ankylosis.

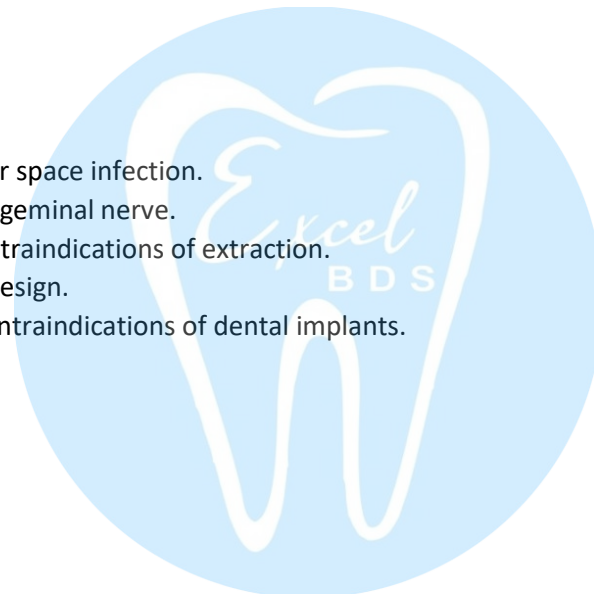
SHORT ESSAY

3. Pterygomandibular space infection.
4. Anatomy of the trigeminal nerve.
5. Indication and contraindications of extraction.
6. Principles of flap design.
7. Indications and contraindications of dental implants.
8. Cephalosporins.

SHORT ANSWERS

2X5 = 10 MARKS

9. Subconjunctival hemorrhage.
10. Sialolithiasis.
11. Genioplasty
12. Trigeminal neuralgia.
13. Caudwell Luc operation.
14. Management of odontogenic keratocyst.
15. Inter maxillary fixation
16. Carcinoma buccal mucosa.
17. Classification of mandibular fracture.
18. Alveoplasty.



Rajiv Gandhi University of Health Sciences, Karnataka

IV B.D.S Degree Examination – DECEMBER 2012

Time: Three Hours

Max. Marks: 70 Marks

ORAL MAXILLOFACIAL SURGERY (RS3)

Q.P. CODE: 1195

Your answers should be specific to the questions asked

Draw neat, labeled diagrams wherever necessary

LONG ESSAY

2X10 = 20 Marks

1. Define and classify local anesthesia. Discuss the mechanism of action of Local anesthetic agents.
2. Classify mid-face fracture and discuss the clinical features and management of LEFORT II fracture.

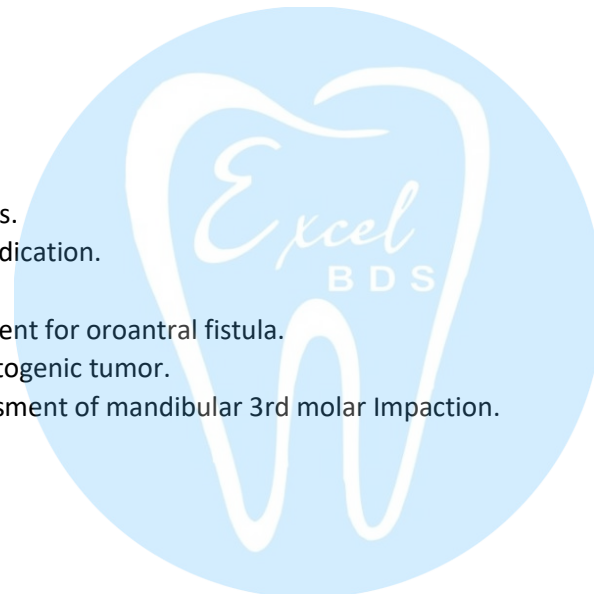
SHORT ESSAY

3. Osteoradionecrosis.
4. Pre-anesthetic medication.
5. Tracheostomy.
6. Surgical management for oroantral fistula.
7. Keratocystic odontogenic tumor.
8. Radiological assessment of mandibular 3rd molar Impaction.

SHORT ANSWERS

2X5 = 10 MARKS

9. Classification of cleft palate.
10. Adrenaline.
11. Dislocation.
12. Biopsy.
13. Suture materials.
14. Battle's sign.
15. Classification of dental Implant.
16. Principles of extraction.
17. Clinical features of unilateral ankylosis.
18. Management of patients on aspirin therapy.



Rajiv Gandhi University of Health Sciences, Karnataka

IV B.D.S Degree Examination – JUN/JULY 2012

Time: Three Hours

Max. Marks: 70 Marks

ORAL MAXILLOFACIAL SURGERY (RS3)

Q.P. CODE: 1195

Your answers should be specific to the questions asked

Draw neat, labeled diagrams wherever necessary

LONG ESSAY

2X10 = 20 Marks

1. Discuss the classification of impacted Mandibular third molar. Describe how you will remove a Mandibular third molar in the horizontal position.
2. Enumerate the medical emergencies in dentistry. Write on pathophysiology and management of syncope in a dental chair.

SHORT ESSAY

3. Infective endocarditis.
4. Trigeminal neuralgia.
5. Autoclave.
6. Principles of suturing.
7. Marsupialization.
8. Premalignant lesion and condition.
9. Classification of antibiotics.
10. Mulunion.



SHORT ANSWERS

2X5 = 10 MARKS

11. Mucocele.
12. Frenectomy.
13. Nueropraxia.
14. Genioplasty.
15. Garre's Osteomyelitis.



Excel BDS

We have solved RGUHS Papers with answer
To check out material

[Excel Dentistry - 1st Year Click here](#)

[Excel Dentistry - 2nd Year Click here](#)

[Excel Dentistry - 3rd Year Click here](#)

We Take Daily Discussion over a Whatsapp based group

Motivating students for Distinction and NEETMDS from BDS 1st, 2nd 3rd and 4th year Itself.

To Join Our Whatsapp Group Click Here

